



## **Trade Gateway FIX (FIX 5.0 SP2)**

Interface version 22

Document version 1.9.4

12 August 2021

# Revision history

## Version 1.9.4 August 4, 2021

Added error code 1405 in Appendix [A](#).

## Version 1.9.3 May 4, 2021

1. Added the IgnoreDynLimits field in the [NewOrderSingle\[D\]](#) and [ExecutionReport\[8\]](#) messages.
2. Updated the list of liquidity pools in Section [3.4](#) Liquidity pool identifiers.

## Version 1.9.2 January 24, 2020

1. Added Section [4.1.3](#), describing client's send rate limit of the session level messages.
2. Added Section [4.2.1.6](#), describing client's send rate limit of the application level messages.

## Version 1.9.1 December 14, 2018

1. Document structure was changed.
2. The subsections of the "Interaction with gateway", "Client requests" and "Trading system reports" sections were renamed.
3. Terminology was changed.

## Version 1.9.0 03 November 2017

1. The section "Instruments of trading system" has been added.
2. The sections "Login" and "Trading system gateways" have been removed.
3. Terminology changes.
4. Error codes added.

## Version 1.8.4 3 April 2017

Values 0 and X of field TimeInForce corrected in messages [NewOrderSingle](#) and [ExecutionReport](#).

## Version 1.8.0 22 September 2016

1. New value X of field TimeInForce added to messages [NewOrderSingle](#) and [ExecutionReport](#).
2. New values 1030, 1031, 1032, 1033 of field ExchangeSpecialInstructions added to messages [NewOrderSingle](#) and [ExecutionReport](#).

## Version 1.7.0 30 March 2016

1. New field OrdType added to message [OrderCancelReject](#).
2. Functionality of automatic order canceling in case of disconnection is available in this version (please refer to section [4.2.1.4](#)).

## Version 1.6.0 24 December 2015

The order sent for execution at external price is type **OrdType=o** in system reports.

## Version 1.5.0 31 August 2015

1. New field OrigClOrdID added to messages OrderCancelRequest, ExecutionReport, and OrderCancelReject.
2. Field ClOrdID changed objectives in messages OrderCancelRequest and OrderCancelReject.

## Version 1.4.4 11 February 2015

1. Field BusinessRejectReason in message BusinessMessageReject corrected.
2. Interaction with trade gateway corrected at rejection of negotiated counter order by counterparty (please refer to section [2.9](#)).
3. Field structure in message DontKnowTrade changed.
4. Errors 1115, 1315, 1316, 8103, 8104, 8105, 8106, and 8201 added to error codes table.

## Table of Contents

1. Trading system overview .....	5
1.1. Instruments of trading system .....	5
1.2. Trade modes .....	5
1.2.1. Main trades mode .....	5
1.2.2. Negotiated trades mode .....	6
1.2.3. Negotiated repo trades mode .....	6
1.2.4. Closing auction of Saint-Petersburg Exchange .....	6
2. Interaction with trading gateway .....	7
2.1. Order submission and rejection .....	7
2.2. Order placement and routing rejection .....	7
2.3. Order execution .....	8
2.4. Order cancellation by the liquidity pool .....	8
2.5. Order cancellation by the client .....	8
2.6. Order mass cancellation .....	9
2.7. Negotiated order submission and cancellation .....	9
2.8. Negotiated counter order placement .....	10
2.9. Negotiated order rejection by the counterparty .....	10
3. Protocol overview .....	12
3.1. Datatypes .....	12
3.2. Message header and trailer .....	12
3.3. Common components .....	13
3.4. Liquidity pool identifiers .....	14
4. Protocol specifications .....	15
4.1. Session layer .....	15
4.1.1. Session initialization .....	15
4.1.2. Heartbeat messages .....	16
4.1.3. Send rate limit for session messages .....	16
4.1.4. Message numbers .....	16
4.1.5. Message resend request .....	16
4.1.6. Message numbers reset by the client .....	17
4.1.7. Session termination .....	17
4.1.8. Message rejection .....	18
4.1.9. Disconnection .....	19
4.2. Application layer .....	19
4.2.1. Client requests .....	19
4.2.2. Trading system reports .....	24
A. Error codes .....	31
B. Revision History .....	41

## List of Tables

2. Format of message header .....	12
3. Format of message trailer .....	13
4. Format of component MDInc .....	13
5. Format of component Parties .....	13
6. Format of message Logon[A] .....	15
7. Format of message HeartBeat[0] .....	16
8. Format of message TestRequest[1] .....	16
9. Format of message ResendRequest[2] .....	17
10. Format of message SequenceReset[4] .....	17
11. Format of message Logout[5] .....	18
12. Format of message Reject[3] .....	18
14. Format of message NewOrderSingle[D] .....	20
16. Format of message OrderCancelRequest[F] .....	21
18. Format of message OrderMassCancelRequest[q] .....	22
19. Format of message DontKnowTrade[Q] .....	23
21. Format of message ExecutionReport[8] .....	25
22. Format of message OrderCancelReject[9] .....	28
23. Format of message OrderMassCancelReport[r] .....	29
24. Format of message BusinessMessageReject[j] .....	29
25. Format of message MarketDataIncrementalRefresh[X] .....	30

# 1. Trading system overview

The trading system is designed to allow users to perform operations on financial markets. The main functions include:

1. Acceptance of orders submitted to over-the-counter and exchange markets.
2. Routing and placing of orders in available liquidity pools.
3. Registration of trades and processing of information on trades at liquidity pools.
4. Transmission of anonymous market data, collected from all liquidity pools, and non-anonymous market data as well as additional and reference data.
5. Control of clearing member's risks on operations with instruments registered in the system.
6. Other functionality for access to trading.

## 1.1. Instruments of trading system

The Instruments are divided into **exchange** and **over-the-counter (OTC)**. Instruments and Trade modes are listed in XML-file on [FTP-server of St Petersburg Exchange](#). OTC instruments have the following attributes:

- section of `balance_instruments` and `traded_instruments` elements has value **OTC**;
- `is_otc` of `tradeMode` element has value **1**.

Table 1. Differences in the interpretation of messages fields

Instrument	Value of <code>OrderId</code> field	Value of <code>TrdMatchId</code> field
Exchange	Order ID	Trade ID
Over-the-counter	Tender ID	Contract ID

All instruments of trading system are available for trades.

## 1.2. Trade modes

### 1.2.1. Main trades mode

In the main trades mode anonymous orders are executed at liquidity pools.

The Main trades mode supports five order types. The order type is determined by the set of field values in the message.

#### 1.2.1.1. Order types

1. Market order that will execute at the best available prices until it is fully filled; any remainder will be expired.
2. Day limit order that will execute at the specified or better price; the remainder, if any, is added to the order book and will be active till the end of the trading day.
3. Extended session limit order that will execute at the specified or better price; the remainder, if any, is added to the order book and will be active till the end of the extended trading session.
4. Fill or Kill (FOK) order that will execute immediately and completely, or canceled. This is an order with specified price and volume.
5. Immediate or Cancel (IOC) order that execute immediately, completely or partially, or canceled. This is an order with specified price and volume.

The set of order types available in the trading system may differ from the set of orders supported by a specific liquidity pool.



*Iceberg order is not supported in the current system version.*

### 1.2.1.2. Execution of orders

For a group of instruments listed on the trading system, the **Main pool** is determined among several liquidity pools by the highest liquidity level. The Main liquidity pool status may influence the choice of routing strategy: by default the volume that cannot be matched against active orders in the order book will be routed to that pool.

A client order, submitted to the trading system, can be executed at liquidity pools where the indicated instrument is admitted to trading. If there is only one liquidity pool matching this criterion, the entire orders volume is routed to that pool. If there are several liquidity pools like that, the order will be executed in accordance with the best execution principles.

In the course of routing, the incoming order is consecutively matched with counter orders at each price level until the order volume is filled. If all the available price levels were checked and the incoming order has not been filled completely, the remaining volume is routed to the Main liquidity pool. After the volumes to be routed are determined, they are sent to the liquidity pools.

Routing of client order depends on the order type.

A Fill Or Kill order can be filled at one liquidity pool only, where the order initiator can get the best average weighted price; in case of several equal prices the trading system give the priority to the pool providing a lower latency.

An incoming order of other types (limit, market, Immediate Or Cancel) can be routed to several liquidity pools. For each price level consecutively, starting from the best one for the order initiator, the volume to be executed is determined on each available pool. After the volumes to be routed are determined, they are sent to the appropriate price levels to the liquidity pools.

### 1.2.2. Negotiated trades mode

The Negotiated trades mode supports negotiated orders with fully matching parameters. Negotiated order is an order with an indication of price, volume, initiator and counterparty. The counterparty is notified that order is submitted on its clearing account (for detail on interaction with trading gateway refer to section [2](#)).

### 1.2.3. Negotiated repo trades mode

Price of order for repo trades is indicated in annual interest rate. In additional price field the client can indicate the price of the first-leg instrument. If client did not indicate a price, the additional price will be settled or will be indicated by the liquidity pool.

Repo trading instrument has three legs (balance instruments):

1. Change in the obligation to deliver securities under the first part of repo trade.
2. Change in the obligation to deliver currency under the first part of repo trade.
3. Change in the obligation to deliver securities under the second part of repo trade.

Currency obligation under the second part of repo trade is changed using the price setting tool for repo trading instrument.

### 1.2.4. Closing auction of Saint-Petersburg Exchange

The closing auction of Saint-Petersburg Exchange supports only market order with time in force - closing auction. Trades are executed at the official closing price of the instrument of the liquidity pool, on which the security was listed. Orders, leading to cross trade, will be automatically canceled by the liquidity pool.

Trading in the closing auction:

1. During the trading day, clients submit market orders in the trading system.
2. Submission of orders is stopped according to the approved schedule of trading and orders become unavailable to cancel.
3. Closing auction is held — counter orders, sorted by ascending of the time of submission, are matched together at instrument's closing price at Main liquidity pool.
4. Remainders of orders and unfilled orders are canceled.

## 2. Interaction with trading gateway

### 2.1. Order submission and rejection

To submit an order, the client should send the `NewOrderSingle[D]` message (NOS) to the trading system gateway. The client specifies the `ClOrdID[11]` identifier, unique for each login during the trading session.

After accepting the order, the trading system will return `ExecutionReport[8]` (ER) to the client with `OrderID[37]`, and `OrdStatus[39]=0` and `ExecType[150]=0`. If the trading system rejects the order (due to invalid values or closed liquidity pool), no order identifier will be assigned and the client will receive `ExecutionReport[8]` with values `OrdStatus[39]=8` and `ExecType[150]=8`, while `OrdRejReason[103]` may explain reasons for rejection.

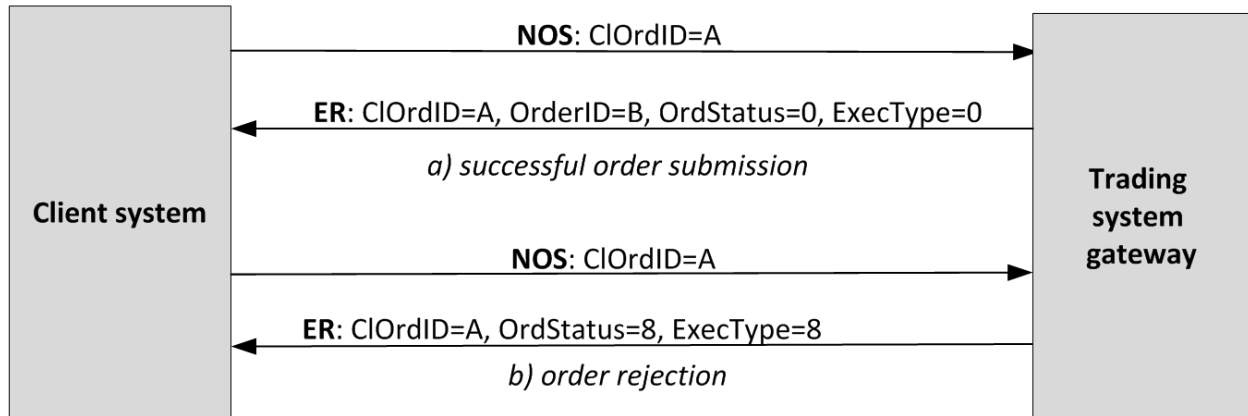


Figure 1. Adding and rejecting order

### 2.2. Order placement and routing rejection

To ensure best execution, the order volume is split according to the order books of the liquidity pools and splitted results are routed to liquidity pools. When a liquidity pool confirms order placement, the trading system sends report `ExecutionReport[8]` to the client containing order identifier `SecondaryOrderID` and values `OrdStatus[39]=0` and `ExecType[150]=0`.

If a liquidity pool rejects an order, the client will receive two `ExecutionReport[8]`s. One reports an unsuccessful routing (`OrdStatus[39]=8` and `ExecType[150]=8`) and another reports a partial cancel of the rejected volume (`OrdStatus[39]=4` and `ExecType[150]=4`).

A Fill Or Kill order can be routed to one liquidity pool only. If the liquidity pool can fully fill the order, the client will receive all reports in the usual way. If the order cannot be executed, the liquidity pool will reject it and the client will be notified of, first, order placement, then order rejection, and, thirdly, order cancellation.

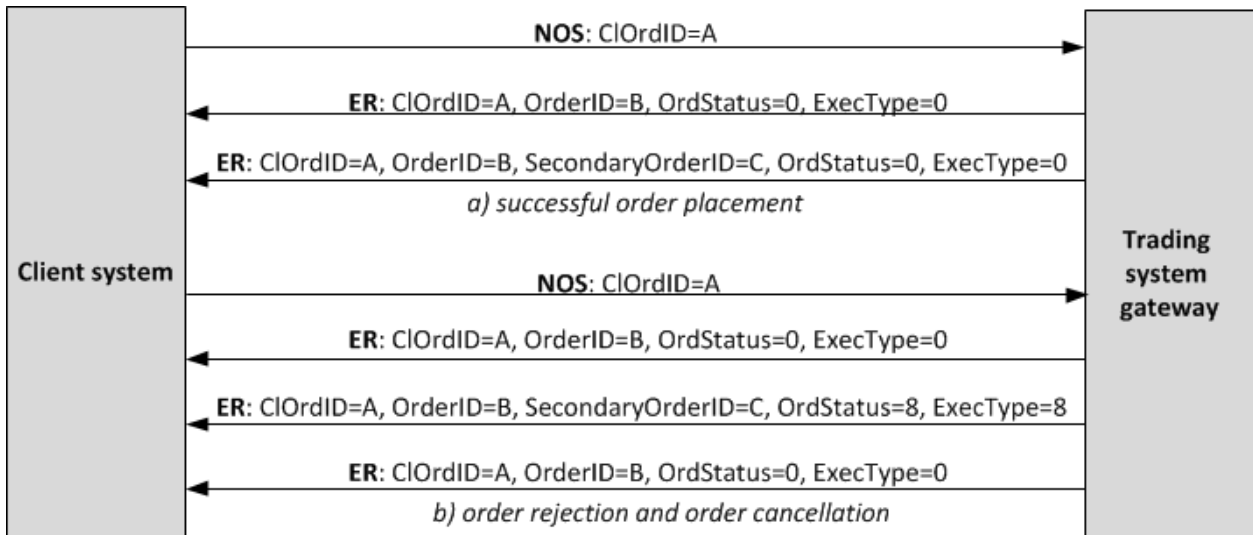


Figure 2. Order placement or rejection

## 2.3. Order execution

After a liquidity pool accepts an order, the client will be sent reports (`ExecType[150]=F`) about deals in liquidity pools and then on order execution in trading system. All such reports include the trade ID `TrdMatchID[880]`.

The graph below shows the submission and fully execution by one side of the trade.

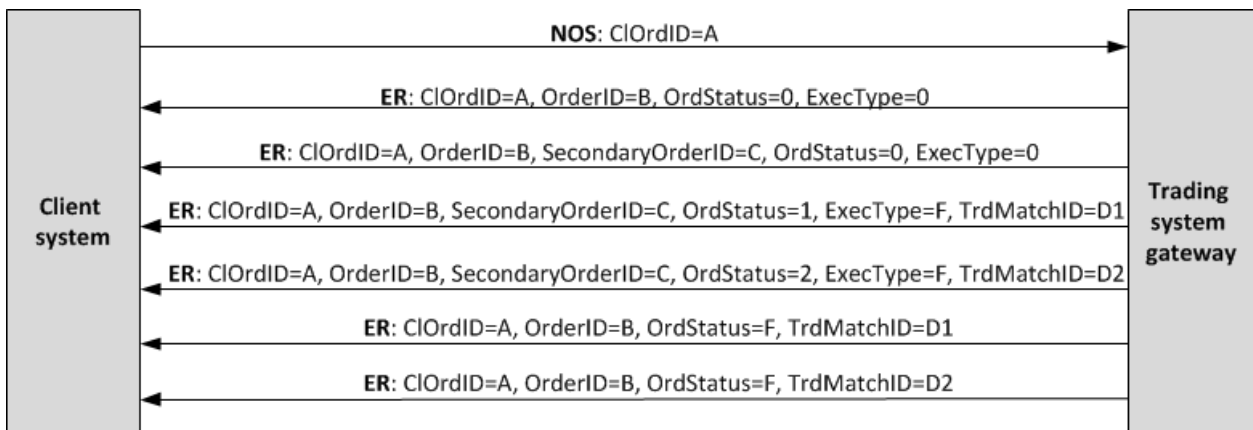


Figure 3. Submission of order and receipt of reports

## 2.4. Order cancellation by the liquidity pool

In some instances, the liquidity pool will cancel an order remainder, e.g. the unfilled portion of a market or IOC order, or to prevent a cross trade. So after reports on order acceptance routing and trade reports, the client should also expect `ExecutionReport[8] (OrdStatus[39]=4 and ExecType[150]=4)` reports on partial or full cancellation of the order.

Moreover, to ensure best execution, the trading system may cancel an order at a liquidity pool and place it to another. In this case, the client will receive a cancellation report and a new placement report.

## 2.5. Order cancellation by the client



After an order has been successfully routed, a single routed volume cannot be canceled. Only the whole order can be canceled.

The client can cancel the unfilled remainder of an order. The client shall send `OrderCancelRequest[F] (OCRq)` to the trading system gateway and specify the identifier and certain parameters of the order.



After the order is successfully canceled, the client will receive `ExecutionReport(OrdStatus[39]=4` and `ExecType[150]=4`) reports on routed volumes cancellation and then report on order cancellation.

If an order remainder cannot be canceled or the sender has no permissions, the request will be rejected with `OrderCancelReject[9]` (OCRj).

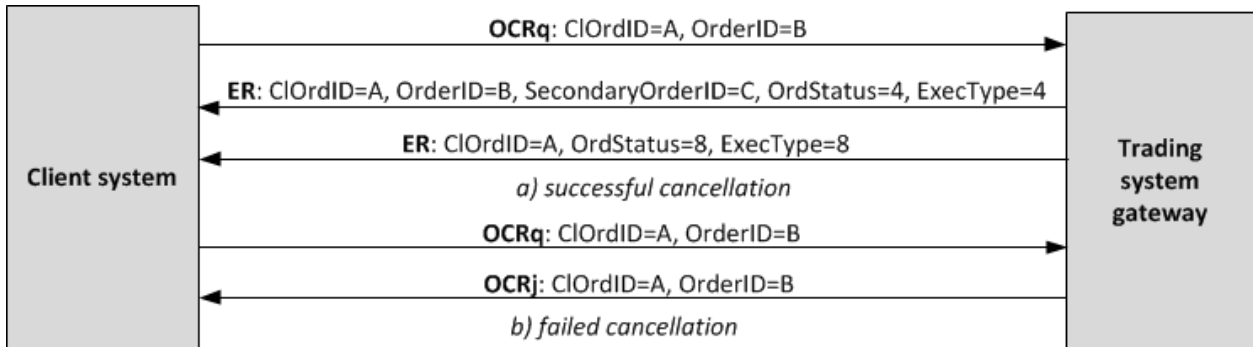


Figure 4. Order cancellation

## 2.6. Order mass cancellation

The client may request to cancel several orders, based on some criteria, for instance the orders referring to a certain instrument submitted from the particular login. The client shall send `OrderMassCancelRequest[q]` (MCRq) to the trading system gateway and specify the cancellation mode and, if necessary, certain parameters of orders.

The trading system receives the request and selects orders to cancel by the specified criteria, and then generates cancellation request and routes them to liquidity pools. If the orders are canceled successfully, the client will receive reports on orders cancellation `ExecutionReport(OrdStatus[39]=4` и `ExecType[150]=4`) and the report on execution of request `OrderMassCancelReport[r]` (MCRt) specifying the number of canceled orders. If no order to cancel is found, the gateway will only return `OrderMassCancelReport[r]`.

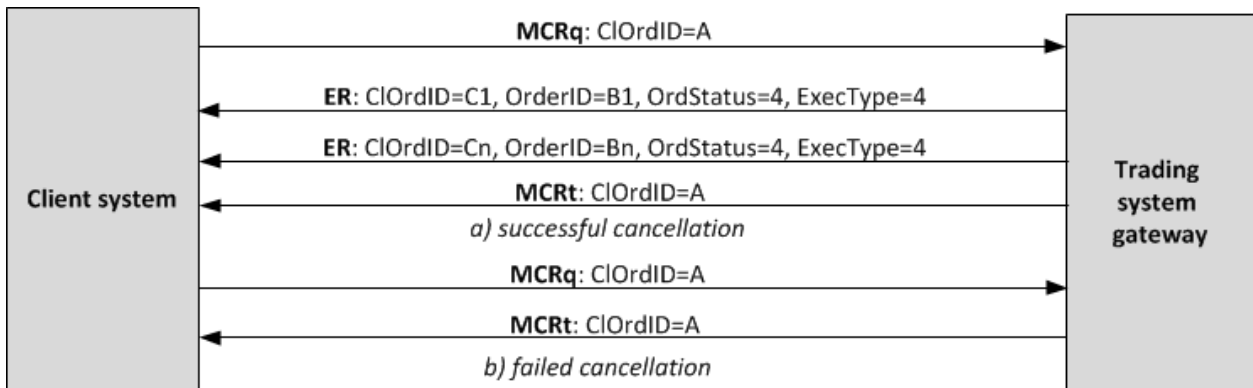


Figure 5. Orders mass cancellation

## 2.7. Negotiated order submission and cancellation

To submit a negotiated order, the client should send `NewOrderSingle[D]` (NOS) to the trading system gateway with unique `ClOrdID[11]` assigned.

After accepting the negotiated order, the trading system will return `ExecutionReport[8]` (ER) to the client-sender with `OrderID[37]` and values `OrdStatus[39]=0` and `ExecType[150]=0`, and the client-receiver is sent `MarketDataIncrementalRefresh[X]` (MD) with identifier of update type `MDUpdateAction[279]=0`. If the trading system rejects the order (due to invalid values or closed market), no order identifier will be assigned and the client-sender will receive `ExecutionReport[8]` with values `OrdStatus[39]=8` and `ExecType[150]=8`, while field `OrdRejReason[103]` may explain reasons for rejection.

After the trading system and the liquidity pool accept the negotiated order, the client-sender may cancel it before the counterparty submits the counter order. To cancel the negotiated order, the client should send `OrderCancelRe-`

quest [F] (OCRq) to the gateway specifying the identifier and certain parameters of the order. If the negotiated order is successfully canceled, the sender will receive ExecutionReport [8] (OrdStatus [39]=4 and ExecType [150]=4) and the counterparty will get MarketDataIncrementalRefresh [X] with MDUpdateAction [279]=2.

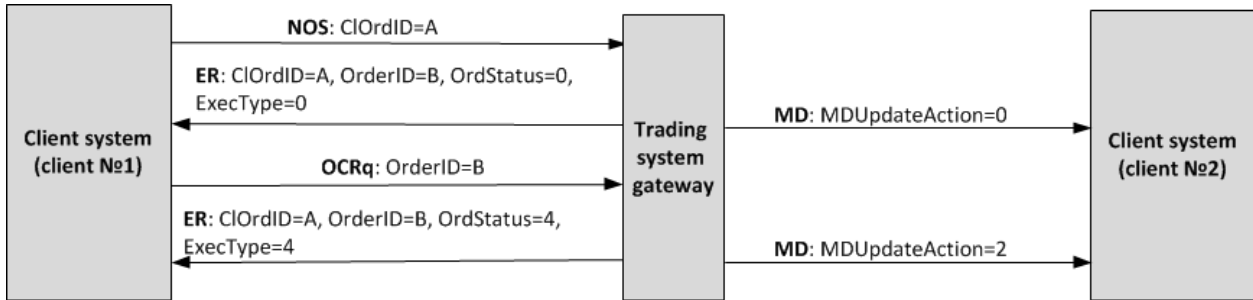


Figure 6. Negotiated order submission and cancellation

## 2.8. Negotiated counter order placement

To take the offer, the counterparty shall send the counter order with the same quantity of the instrument at the same price and the opposite side.

In case of mismatch in price, amount, and instrument of the order, the counter order will be placed as a new one and expect matching.

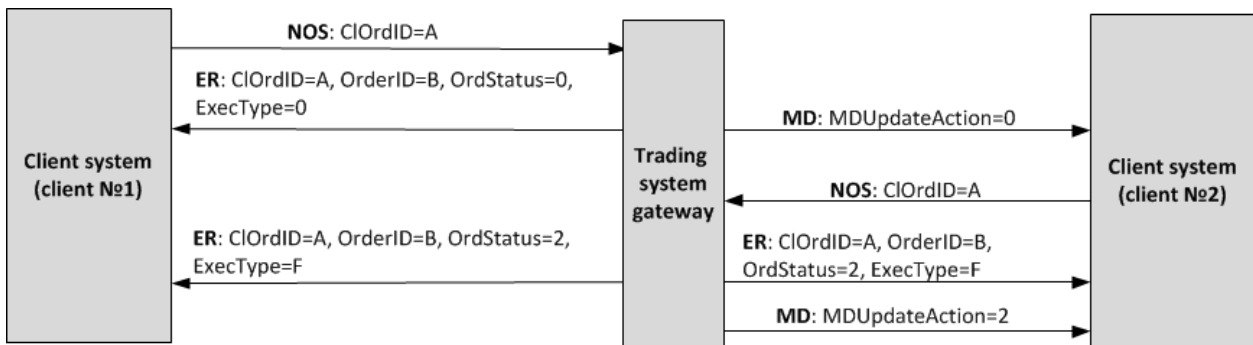


Figure 7. Successful submission of negotiated counter order placement

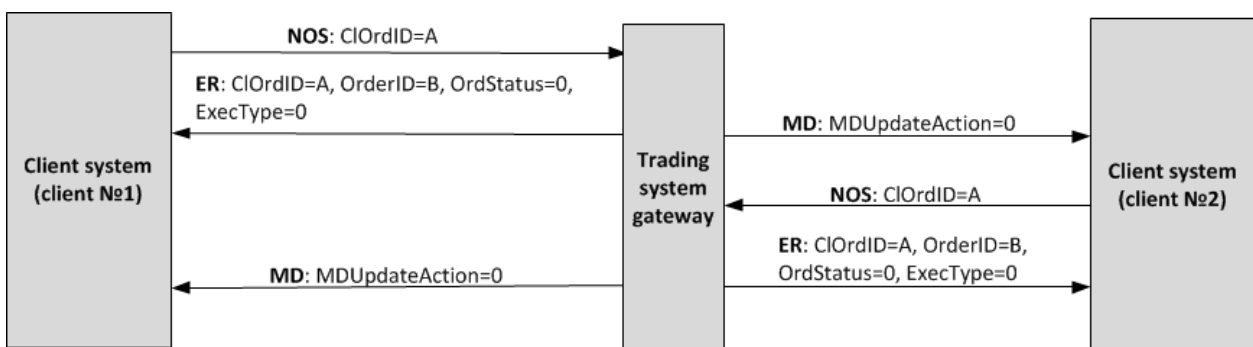


Figure 8. Failed submission of negotiated counter order placement

## 2.9. Negotiated order rejection by the counterparty

The counterparty can reject the negotiated order. The client should send DontKnowTrade [Q] (DKT) to the trading system gateway and specify the identifier and certain parameters of the order.

After successful rejection, the client will receive the rejection response DontKnowTrade [Q] (it will differ from the request by OrdStatus [39]=4) and MarketDataIncrementalRefresh [X] (MDUpdateAction [279]=2), while the order initiator will be sent the cancellation report ExecutionReport (OrdStatus [39]=4 and ExecType [150]=4).

Interaction with trading gateway

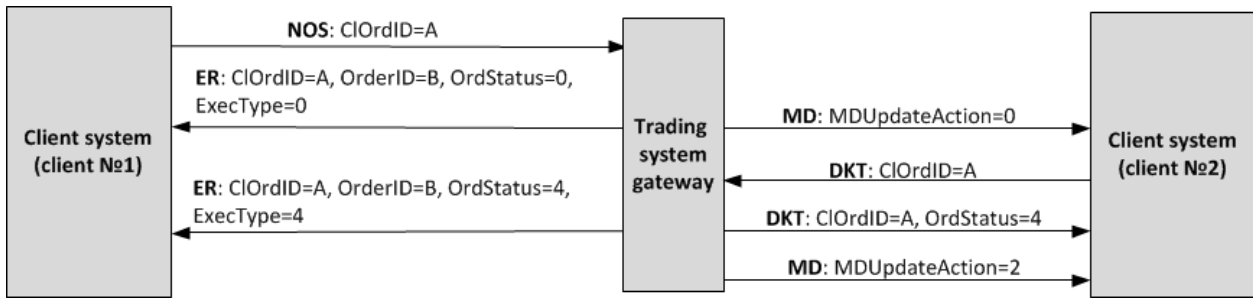


Figure 9. Negotiated order rejection

## 3. Protocol overview

### 3.1. Datatypes

The message type defined in field `MsgType[35]` of the header is specified in brackets after the message name.

#### Fields:

- R [required];
- N [nonrequired];
- C [conditionally required].

#### Datatypes

`Bool`, logical field containing one of two values: Y (yes) and N (no).

`Char`, single-character datatype. Valid values are ASCII characters: letters, numbers, and punctuation marks. Null and Start of Heading characters are invalid.

`Int` - integer.

`Length` - positive integer to indicate length in bytes.

`MultipleChar` - string of single-character values separated by spaces. For example: 18=0 z.

`NumInGroup` - integer to indicate number of entries in a component.

`Price` - float to indicate price with point separator.

`Qty` - integer to indicate number of securities lots.

`SeqNum` - integer to indicate message sequence number.

`String` - string datatype. String can be in any encoding. Null and Start of Heading characters are invalid.

`Timestamp` - string datatype to indicate time and date of the World Time (UTC) within the accuracy of milliseconds in format `YYYYMMDD-HH:MM:SS.sss`.

### 3.2. Message header and trailer

Each message begins with the header and ends with the trailer.

The first three fields have fixed positions in the header, namely: `BeginString[8]=FIXT.1.1` always comes first, followed by field `BodyLength[9]` and then `MsgType[35]`. The value of `BodyLength[9]` is the message length in bytes, which is calculated starting from the tag following `BodyLength[9]` and ending with the separator before `Checksum[10]`.

Table 2. Format of message header

Tag	Field	✓	Type	Description
8	BeginString	R	String	First fieldFIXT.1.1
9	BodyLength	R	Length	Length of message body
35	MessageType	R	String	Message type
49	SenderCompId	R	String	Sender ID
56	TargetCompId	R	String	Receiver ID
34	MsgSeqNum	R	SeqNum	Sequence number of message
43	PosDupFlag	N	Boolean	Resending message indicator
52	SendingTime	R	UTCTimestamp	Time of message transmission
122	OrigSendingTime	N	UTCTimestamp	Time of message resending when responding to Re-sendRequest[2]

Tag	Field	✓	Type	Description
369	LastMsgSeqNumProcessed	N	SeqNum	Sequence number of the last processed message. Specified by the trading system gateway only

The message trailer consists of `Checksum[10]` including a three-byte simple check sum.

Table 3. Format of message trailer

Tag	Field	✓	Type	Features
10	Checksum	R	String	Message check sum (3 bytes)

### 3.3. Common components

Table 4. Format of component `MDInc`

Tag	Field	✓	Type	Description
268	NoMDEntries	R	NumInGroup	Number of entries in repeated group
48	SecurityId	N	String	Numeric ID of trading instrument
22	SecurityIdSource	N	String	Liquidity pool ID of order placement. For values please refer to section <a href="#">3.4</a>
279	MdUpdateAction	R	Char	Type of update. Possible values: <ul style="list-style-type: none"> <li>• 0 (new order);</li> <li>• 2 (execution, cancellation or rejection of order)</li> </ul>
278	MdEntryId	R	String	Order ID assigned by trading system
269	MdEntryType	R	Char	Side. Possible values: <ul style="list-style-type: none"> <li>• 0 (buy);</li> <li>• 1 (sell)</li> </ul>
270	MdEntryPx	N	Price	Price
271	MdEntrySize	N	Qty	Amount
272	MdEntryDate	R	UTCDateOnly	Date of update
273	MdEntryTime	R	UTCTimeOnly	Time of update

Table 5. Format of component `Parties`

Tag	Field	✓	Type	Description
453	NoPartyIDs	R	NumInGroup	Number of entries in repeated group
448	PartyId	R	String	Subject ID corresponding to specified PartyRole
447	PartyIdSource	R	Char	Identifies class or source of the PartyID. Possible values: <ul style="list-style-type: none"> <li>• D</li> </ul>

Tag	Field	✓	Type	Description
452	PartyRole	R	Int	Role of the subject specified in PartyID. Possible values: <ul style="list-style-type: none"> <li>• 1 (trading member);</li> <li>• 3 (client code);</li> <li>• 13 (initiator of negotiated order);</li> <li>• 17 (counterparty for negotiated order)</li> </ul>

### 3.4. Liquidity pool identifiers

Liquidity pools identifiers may be the value of fields `ExDestination[100]`, `LastMkt[30]` and `ExchangeSpecialInstructions[1139]`.

0 (DEFAULT) — liquidity pool is defined by the trading system.

1001 (TRADSYS) — all available liquidity pools

1000 — liquidity pool of Saint-Petersburg Exchange

1010 — liquidity pool of Moscow Exchange

1015 — execution at United States liquidity pools

1017 — liquidity pool of LSE

1021 — liquidity pool of german equities

## 4. Protocol specifications

### 4.1. Session layer

The session layer is compliant with FIX Session Protocol 1.1.

A FIX session is established over TCP-connection between a client gateway and the trading system gateway. Session participants are identified by fields `SenderCompID`[49] and `TargetCompID`[56].

The ID of the trading system gateway is `ECN_EQR` and that of a client is the user name.

#### 4.1.1. Session initialization

The `Logon`[A] initiates a FIX session or confirms its start. After establishing a TCP connection, the session initiator (client) sends this message and expects `Logon`[A] in response. The `ResetSeqNumFlag`[141], `Password`[554] are filled only by the client, `NextExpectedMsgSeqNum`[789] is filled only by the trading system.

A receipt of a correct `Logon`[A] shall always result in sending response message `Logon`[A], even if `MsgSeqNum`[34] is higher than expected. Any error in `Logon`[A] shall cause a disconnection, and the number of the next expected message will not be changed.

Table 6. Format of message `Logon`[A]

Tag	Field	✓	Type	Description
	<a href="#">Header</a>	R		Standard header
98	EncryptMethod	R	Int	Method of encryption. Possible values: <ul style="list-style-type: none"> <li>0 (Encryption not supported)</li> </ul>
108	HeartBtInt	R	Int	Timeout. Value in seconds. Recommended value: from 20 to 30
95	RawDataLength	C	Length	The field must be present if there is <code>RawData</code> [96]. Possible values: <ul style="list-style-type: none"> <li>1</li> </ul>
96	RawData	N	data	Automatic cancellation of all orders submitted by this login at logout/disconnection. Possible values: <ul style="list-style-type: none"> <li>0 (do not activate automatic);</li> <li>1 (activate automatic)</li> </ul>
141	ResetSeqNumFlag	N	Boolean	Reset of sequence numbers
789	NextExpectedMsgSeqNum	N	SeqNum	Number of next messages to be sent by the client. To be filled by the trading system
554	Password	N	String	Login password
1137	DefaultAppVerId	R	String	Protocol version. Possible values: <ul style="list-style-type: none"> <li>9 (FIX50SP2)</li> </ul>

## 4.1.2. Heartbeat messages

Client and trading system exchange messages `Heartbeat[0]` to monitor the connection status. A heartbeat is to be sent by a party if it passed no messages (of the session or application layer) within the heartbeat interval. A client specifies the timeout value `HeartBtInt[108]` in the message `Logon[A]`; the recommended value is from 20 to 30 seconds.

After the absence of messages during an interval exceeding `HeartBtInt[108]`, a party should send `TestRequest[1]` with the `TestReqID[112]` identifier. In answer the counterparty should send `Heartbeat[0]` containing the same identifier. If no response within the heartbeat interval, the system disconnects after sending message `Logout[5]` to a client. A client is expected to act the same.

If a client prefers not to send or receive heartbeats during this FIX session, 0 should be specified in `HeartBtInt[108]`.

Table 7. Format of message `HeartBeat[0]`

Tag	Field	✓	Type	Description
	<a href="#">Header</a>	R		Standard header
112	TestReqId	C	String	Request ID of TestRequest, to which this message is a response

Table 8. Format of message `TestRequest[1]`

Tag	Field	✓	Type	Description
	<a href="#">Header</a>	R		Standard header
112	TestReqId	R	String	Request ID Maximum length is 32 characters. Valid characters are letters and numbers

## 4.1.3. Send rate limit for session messages

The rate at which a client can send session level messages into the system is limited. When client's send rate exceeds the limit, the system terminates the user session.

## 4.1.4. Message numbers

All messages exchanged by the parties within a FIX session have a sequence number. The number is specified in the field `MsgSeqNum[34]` in the header of each message. The number of each subsequent message of a FIX session should be incremented, except for the cases of forced increase of the message number by request `SequenceReset[4]`.

As reference information for a client, the number of the last message processed by the trading system is indicated in the field `LastMsgSeqNumProcessed[369]`.

When receiving a message with the number higher than expected, a client should send `ResendRequest[2]`.

When the trading system receives a messages with the numbers lower than expected, a client will be sent `Logout[5]` with the value `SessionStatus[1409]=1` followed by TCP disconnection.

## 4.1.5. Message resend request

To request the messages previously sent by the trading system, a client can use `ResendRequest[2]`, in particular for the purpose of restoring missing messages. When receiving a message with the number higher than expected, a client should also send `ResendRequest[2]`.

A client may request resending of all messages, sent during the current and previous trading days. If a client has intentionally reset message numbering (`ResetSeqNumFlag[141]=Y` in the message `Logon[A]`), a request for resending messages, sent prior to the reset, is not possible.

The fields `BeginSeqNo[7]` and `EndSeqNo[16]` set the range of requested messages. If a client uses `BeginSeqNo[7]=0` and `EndSeqNo[16]=0`, the system will resend all messages starting from the lowest number available. If a client specifies 0 only for `EndSeqNo[16]`, the system will resend all messages of current trading session starting from `BeginSeqNo[7]`. All possible cases are as follows:



1. BeginSeqNo= $n$ , EndSeqNo= $m$  — request for messages from  $n$  to  $m$ ,
2. BeginSeqNo=0, EndSeqNo= $n$  — request for messages from the lowest number available to  $n$ ,
3. BeginSeqNo= $n$ , EndSeqNo=0 — request for messages from  $n$  to the highest number available,
4. BeginSeqNo=0, EndSeqNo=0 — request for all available messages.

Number range for requested messages is not limitless (for more details please refer to *Network Connectivity*). When a client requires more messages, a client should send several consecutive requests. If the gateway has not finished sending messages on previous request, new requests for messages will be rejected.

Table 9. Format of message ResendRequest [2]

Tag	Field	✓	Type	Description
	<a href="#">Header</a>	R		Standard header
7	BeginSeqNo	R	SeqNum	Number of first requested message
16	EndSeqNo	R	SeqNum	Number of last requested message

In response to ResendRequest [2], the system will return the requested messages or will modify MsgSeqNum [34] by the message SequenceReset [4]. The value PossDupFlag [43]=Y is a flag of resent messages.

After receiving ResendRequest [2], the trading system will resend messages of the application layer only and will never resend session messages. Therefore, in response to message resend request a client should expect, among others, SequenceReset [4] with GapFillFlag [123]=Y and the number of the next expected message in NewSeqNo [36].

If a client wants to increase the message number expected from the system, a client should send SequenceReset [4] with GapFillFlag [123]=N and the new expected number in the field NewSeqNo [36].

During resending, the trading system may also transmit new trading messages, so a client should also expect messages with a number exceeding the requested range. To ensure data completeness, a client is not recommended to ignore such messages with larger numbers.

Table 10. Format of message SequenceReset [4]

Tag	Field	✓	Type	Description
	<a href="#">Header</a>	R		Standard header
36	NewSeqNo	R	SeqNum	New sequence number
123	GapFillFlag	N	Boolean	Indicator of gap fill. Possible values: <ul style="list-style-type: none"> <li>• N (mode Reset ignoring field MsgSeqNum; specified by the client);</li> <li>• Y (mode GapFill using field MsgSeqNum; specified by the server)</li> </ul>

### 4.1.6. Message numbers reset by the client

The client can reset sequence numbers by the value ResetSeqNumFlag [141]=Y in the Logon [A] message. This functionality may be useful to avoid procedures for requesting and restoring missing messages. It is not recommended to use this feature during the trading session, because trading messages already sent will not be available for resend request.

In response to a client Logon [A] with ResetSeqNumFlag [141]=Y the trading system will send Logon [A] with ResetSeqNumFlag [141]=Y, MsgSeqNum [34]=1, and NextExpectedMsgSeqNum [789]=2. The next expected message number is 2.

### 4.1.7. Session termination

Logout [5] initiates or confirms the session termination and shall be sent after a long-term absence of messages (please refer to section 4.1.2) or after receiving a message with number lower than expected.

The reason for rejection is specified in the tag `SessionStatus` [1409]. The field `Text` [58] may contain report on the session termination reasons.

Table 11. Format of message `Logout` [5]

Tag	Field	✓	Type	Description
	<a href="#">Header</a>	R		Standard header
1409	<code>SessionStatus</code>	N	Int	Numeric code of the reason. To be filled by the trading system only. Possible values: <ul style="list-style-type: none"> <li>• 5 (invalid login or password);</li> <li>• 5000 (violation of message exchange protocol);</li> <li>• 5002 (client not active);</li> <li>• 5003 (server stopped);</li> <li>• 5200 (login is already in active session)</li> </ul>
58	<code>Text</code>	N	String	Report on session termination reason

## 4.1.8. Message rejection

The message `Reject` [3] is sent in response to any invalid message (incorrectly generated or transmitted) from the other party. The reasons for rejection may be the absence of required fields, invalid message type or length, and invalid data type, etc. All session layer messages with invalid value of any field are also rejected by the message `Reject`.

The system specifies the rejected message number in the field `RefSeqNum` [45]. The value `RefSeqNum` [45]=0 means that the field `MsgSeqNum` [34] is missing in the rejected message. If the system detects an invalid value, the tag will be indicated in `RefTagID` [371]. The field `SessionRejectReason` [373] may contain the rejection reason code and `Text` [58] may have a textual description of error.

Table 12. Format of message `Reject` [3]

Tag	Field	✓	Type	Description
	<a href="#">Header</a>	R		Standard header
45	<code>RefSeqNum</code>	R	SeqNum	Number of rejected message
371	<code>RefTagId</code>	N	Int	Tag which caused the error
372	<code>RefMsgType</code>	N	String	Type of rejected message
373	<code>SessionRejectReason</code>	N	Int	Reason for rejection. Possible values: <ul style="list-style-type: none"> <li>• 0 (invalid tag number);</li> <li>• 1 (required tag missing);</li> <li>• 2 (invalid tag in the message);</li> <li>• 4 (tag with no value);</li> <li>• 5 (invalid value);</li> <li>• 6 (invalid datatype);</li> <li>• 11 (incorrect message type);</li> <li>• 13 (tag repeated in message);</li> <li>• 14 (tag <code>Checksum</code>[10] misplaced);</li> <li>• 15 (tag from the group misplaced);</li> <li>• 16 (invalid number of group entries)</li> </ul>

Tag	Field	✓	Type	Description
58	Text	N	String	Error report

### 4.1.9. Disconnection

The TCP connection will be dropped if the server receives a message with an error in one of the first three fields (`BeginString[8]`, `BodyLength[9]`, and `MsgType[35]`) or the `Logon[A]` message of invalid format or containing invalid values.

## 4.2. Application layer

### 4.2.1. Client requests

#### 4.2.1.1. Order submission

To submit a new order to the trading system, the client should send the message `NewOrderSingle[D]` with required fields.

Table 13. Required fields depending on the order types

Order type	Required fields	
Market	<code>ClOrdID[11]</code>	<code>OrdType[40]=1</code> , <code>TimeInForce[59]=3</code>
Market order at closing auction	<code>ExDestination[100]</code>	<code>OrdType[40]=1</code> , <code>TimeInForce[59]=7</code>
Limit order at closing auction	<code>SecurityID[48]</code> <code>Side[54]</code>	<code>OrdType[40]=2</code> , <code>TimeInForce[59]=7</code> , <code>Price[44]</code>
Day active limit	<code>OrderQty[38]</code> <code>Account[1]</code>	<code>OrdType[40]=2</code> , <code>TimeInForce[59]=0</code> , <code>Price[44]</code>
Limit order in extended trading session	<code>PartyID[448]</code> , <code>PartyRole[452]=1</code> <code>PartyID[448]</code> , <code>PartyRole[452]=3</code>	<code>OrdType[40]=2</code> , <code>TimeInForce[59]=X</code> , <code>Price[44]</code>
Fill or Kill (FOK)	<code>ExchangeSpecialInstructions[1139]</code>	<code>OrdType[40]=2</code> , <code>TimeInForce[59]=4</code> , <code>Price[44]</code>
Immediate or Cancel (IOC)		<code>OrdType[40]=2</code> , <code>TimeInForce[59]=3</code> , <code>Price[44]</code>
Negotiated		<code>OrdType[40]=n</code> , <code>TimeInForce[59]=0</code> , <code>Price[44]</code> <code>PartyID[448]</code> , <code>PartyRole[452]=13</code> <code>PartyID[448]</code> , <code>PartyRole[452]=17</code>

The trading system requires the client order identifier `ClOrdID[11]` to be unique during the trading session for each client gateway. It is not recommended to reuse `ClOrdID[11]` of rejected orders.

Special identifier `RefOrderID[1080]` must be assigned for a negotiated order. The counter order must contain the same ID, otherwise the orders will not match.

The Closing Auction in the Foreign Securities Market only allows market (`OrdType[40]=1`) and the Closing Auction in the Russian Securities Market allows market (`OrdType[40]=1`) and limit (`OrdType[40]=2`) orders.

The client can provide an order with a comment in the field `Text[58]` (23 bytes in UTF-8).

At the end of the trading session or extended trading session all active orders (`TimeInForce[59]=0` or `TimeInForce[59]=X`) will be canceled and the client will receive `ExecutionReport[8]` with the indicator `ExecRestatementReason[378]=EXPIRED`.

Protocol specifications

After processing a client order, the trading system will either reject it with the message `BusinessMessageReject [j]` or confirm with the message `ExecutionReport [8]` with status `ExecType [150]=0` and `OrdStatus [39]=0`.

Table 14. Format of message `NewOrderSingle [D]`

Tag	Field	✓	Type	Description
	<a href="#">Header</a>	R		Standard header
11	ClOrdId	R	String	Client order ID. Maximum length is 20 characters. Valid characters are Latin letters and numbers
60	TransactTime	R	UTCTimestamp	Time of order submission by user
100	ExDestination	R	Exchange	Liquidity pool ID where the order is sent to. For values please refer to section <a href="#">3.4</a>
48	SecurityId	R	String	Numeric ID of trading instrument
9303	RoutingInstruction	N	String	Routing algorithm
54	Side	R	Char	Side of order. Possible values: <ul style="list-style-type: none"> <li>• 1 (buy);</li> <li>• 2 (sell)</li> </ul>
40	OrdType	R	Char	Type of order. Possible values: <ul style="list-style-type: none"> <li>• 1 (market);</li> <li>• 2 (limit);</li> <li>• n (negotiated)</li> </ul>
59	TimeInForce	R	Char	Period the order remains in effect. Possible values: <ul style="list-style-type: none"> <li>• 0 (during the trading session);</li> <li>• 2 (opening auction);</li> <li>• 3 (immediate or cancel, IOC);</li> <li>• 4 (fill or kill, FOK);</li> <li>• 7 (closing auction);</li> <li>• x (during the extended trading session)</li> </ul>
44	Price	C	Price	Price. For repo trading: annual interest yield, the value to be indicated in percentage
38	OrderQty	R	Qty	Amount of order in lots
1138	DisplayQty	N	Qty	Disclosed (visible) part of the order quantity. Required for icebergs orders: <ul style="list-style-type: none"> <li>• <math>0 &lt; \text{DisplayQty} &lt; \text{OrderQty}</math> (iceberg);</li> <li>• <code>DisplayQty</code> not defined (disclosed orders)</li> </ul>
1084	DisplayMethod	N	Char	Required for icebergs orders. Possible value: <ul style="list-style-type: none"> <li>• 1 (iceberg)</li> </ul>

Tag	Field	✓	Type	Description
1	Account	R	String	Clearing account of the client submitting order
	<a href="#">Component Parties</a>	R		
58	Text	N	String	Comment. Maximum length is 23 characters
1139	ExchangeSpecialInstructions	N	String	The main liquidity pool identifier. For values please refer to Section <a href="#">3.4</a>
1080	RefOrderId	N	String	Identifier for matching negotiated orders
10104	Price1	N	Price	Additional price. For a repo the trade price can be specified
20113	IgnoreDynLimits	N	Char	Ignore dynamic limits. Possible values: <ul style="list-style-type: none"> <li>• N (no);</li> <li>• Y (yes)</li> </ul>

#### 4.2.1.2. Order cancellation

After the order has been routed to the liquidity pools, the client can cancel the order quantity that is still not filled. The client should send `OrderCancelRequest [F]` with required fields.

Table 15. Required fields depending on the cancel modes

Cancel mode	Required fields	
Canceling of order by request of order originator login	OrigClOrdId ExDestination[100]	ClOrdID[11] (or OrderID[37])
Canceling of order by request of login other than the order originator	SecurityId[48] Side[54] Account[1] Parties	OrderID[37]

After processing the request, the trading system either rejects it with the message `BusinessMessageReject [j]` or confirms the cancellation with `ExecutionReport [8]`.

Table 16. Format of message `OrderCancelRequest [F]`

Tag	Field	✓	Type	Description
	<a href="#">Header</a>	R		Standard header
41	OrigClOrdId	C	String	Client ID of order to cancel. Maximum length is 20 characters. Valid characters are Latin letters and numbers
11	ClOrdId	R	String	Client ID of the command to cancel order. Maximum length is 20 characters. Valid characters are Latin letters and numbers
37	OrderId	C	String	Order ID assigned by the trading system
60	TransactTime	R	UTCTimestamp	Date and time of request generation
100	ExDestination	R	Exchange	Liquidity pool ID specified in the order. For values please refer to section <a href="#">3.4</a>

Protocol specifications

Tag	Field	✓	Type	Description
48	SecurityId	R	String	Numeric ID of the trading instrument
54	Side	R	Char	Side of order. Possible values: <ul style="list-style-type: none"> <li>• 1 (buy);</li> <li>• 2 (sell)</li> </ul>
1	Account	R	String	Clearing account
	<a href="#">Component Parties</a>	R		

### 4.2.1.3. Order mass cancellation

Mass cancellation of orders is available in several modes, that should be set in `OrderMassCancelRequest[q]` by the value of `MassCancelRequestType[530]`.

Table 17. Order mass cancellation modes

Mode	Required fields
Cancellation of the orders submitted by the requesting login	<code>MassCancelRequestType[530]=7</code>
Cancellation of all orders of the instrument submitted by the requesting login	<code>MassCancelRequestType[530]=1, SecurityID[48]</code>
Cancellation of all orders of the specified instrument and the clearing account	<code>MassCancelRequestType[530]=1, SecurityID[48], Account[1]</code>
Cancellation of all orders of the specified instrument and the client code	<code>MassCancelRequestType[530]=1, SecurityID[48], component Parties</code>

When setting the mode for cancellation of orders submitted by requesting login (`MassCancelRequestType[530]=7`), the client should not fill the fields `SecurityID[48]` and `ExDestination[100]`.

After processing the request, the trading system confirms cancellation of each cancelled order with a separate report `ExecutionReport[8]` with statuses `ExecType[150]=4` and `OrdStatus[39]=4`, and then sends `OrderMassCancelReport[r]`.

Table 18. Format of message `OrderMassCancelRequest[q]`

Tag	Field	✓	Type	Description
	<a href="#">Header</a>	R		Standard header
11	ClOrdId	R	String	Client ID of the command to cancel order. Maximum length is 20 characters. Valid characters are Latin letters and numbers
530	MassCancelRequestType	R	Char	Type of cancellation. Possible values: <ul style="list-style-type: none"> <li>• 1 (for the instrument);</li> <li>• 7 (all orders)</li> </ul>
60	TransactTime	R	UTCTimestamp	Date and time of request generation

Tag	Field	✓	Type	Description
100	ExDestination	N	Exchange	Liquidity pool ID specified in the order. For values please refer to section <a href="#">3.4</a>
48	SecurityId	C	String	Numeric ID of trading instrument. Required when <code>MassCancelRequestType[530]=1</code>
1	Account	N	String	Clearing account
	<a href="#">Component Parties</a>	N		

#### 4.2.1.4. Automatic cancellation

All active orders submitted by the login can be canceled at FIX session termination:

1. TCP connection is dropped by a client gateway.
2. There is no answer received to `TestRequest[0]` during the heartbeat interval.
3. The `Logout[5]` is received.

By default, the automatic cancellation is disabled. The option should be enabled during the session initialization by the values `RawDataLength[95]=1` and `RawData[96]=1` in the `Logon[A]` message. All client orders, including those submitted in previous sessions, will be canceled. The cancellation will be reported to the logins which have access to non-anonymous market data. The `ExecutionReport[8]` will have the indication `Text[58]=Cancel` on disconnect.

#### 4.2.1.5. Negotiated order rejection

The counterparty can reject a negotiated order. The counterparty should send `DontKnowTrade[Q]` to the trading system gateway with the order identifier `OrderID[11]`, the counterparties in the `Parties` component, and, if needed, the match identifier `RefOrderID[1080]`.

After processing the request, the trading system either rejects it with the message `BusinessMessageReject[j]` or confirms the cancellation with the `DontKnowTrade[Q]` report, which differs from the request by the indicator `OrdStatus[39]=4`, and the report `MarketDataIncrementalRefresh[X]`.

Table 19. Format of message `DontKnowTrade[Q]`

Tag	Field	✓	Type	Description
	<a href="#">Header</a>	R		Standard header
37	OrderId	R	String	Order ID assigned by the trading system
48	SecurityId	R	String	Numeric ID of the trading instrument
54	Side	R	Char	Side. Possible values: <ul style="list-style-type: none"> <li>• 1 (buy);</li> <li>• 2 (sell)</li> </ul>
40	OrdType	R	Char	Type of order. Possible values: <ul style="list-style-type: none"> <li>• 1 (market);</li> <li>• 2 (limit);</li> <li>• n (negotiated);</li> <li>• o (expanded liquidity pool)</li> </ul>
	<a href="#">Component Parties</a>	R		
1080	RefOrderId	N	String	Identifier for matching negotiated orders

Tag	Field	✓	Type	Description
39	OrdStatus	R	Char	Status of order. Possible values: <ul style="list-style-type: none"> <li>• 4 (canceled);</li> <li>• 8 (rejected)</li> </ul>

#### 4.2.1.6. Send rate limit for client requests

The rate at which a client can send requests into the system is limited. There are two limits:

1. When the first threshold of send rate is reached, the system starts declining the application level requests and transmits the report on rejecting request with reason "Number of messages exceeded limit".
2. When the second threshold of send rate is reached, the system terminates the user session.

### 4.2.2. Trading system reports

#### 4.2.2.1. Execution reports

The trading system sends a report `ExecutionReport[8]` to the client at any change in status or volume of client's order. The client can define type of event and status of order by the `OrdStatus[39]`, `ExecType[150]` and other specific fields. The value of `ExDestination[100]` field and `SecondaryOrderID[198]` field distinguish `ExecutionReport[8]` from trading system and from liquidity pool. In any cancel and routing reports, the value of the `OrderQty` field will be indicate rejected or routed volume, not initial.

The client should be aware of the asynchronous report generation. For example, the client may first receive the value `LeavesQty[151]=0` in routing reject report and then a non-zero value of `LeavesQty[151]` in order add report, followed by `LeavesQty[151]=0` in remainder cancellation report.

Table 20. Types of `ExecutionReport[8]`

Event	Status of order <code>OrdStatus[39]</code>	Report type <code>ExecType[150]</code>	Specific fields
Order successfully accepted by the trading system	0	0	<b>LeavesQty=OrderQty</b> <code>ExDestination[100]=1001, OrderID[37]</code>
Order routing to the liquidity pool is successful			<b>LeavesQty=OrderQty,</b> <code>ExDestination[100]=1000, OrderID[37], SecondaryOrderID[198]</code>
Order rejected by the trading system	8	8	<b>LeavesQty=0</b> <code>ExDestination[100]=1001, OrdRejReason[103]</code>
Order rejected by liquidity pool			<b>LeavesQty=0</b> <code>ExDestination[100]=1000, OrdRejReason[103]</code>
Trade: order volume partially executed	1	F	<b>0&lt;LeavesQty&lt;OrderQty</b> <code>TrdMatchID[880], LastMkt[30]</code>
Trade: order volume fully executed	2	F	<b>LeavesQty=0</b> <code>TrdMatchID[880], LastMkt[30]</code>
Order cancellation	4	4	<b>LeavesQty=0</b> <code>ExecRestatementReason[378]</code>



Protocol specifications

Table 21. Format of message ExecutionReport [8]

Tag	Field	✓	Type	Description
	<a href="#">Header</a>	R		Standard header
1	Account	R	String	Clearing account
100	ExDestination	R	Exchange	Liquidity pool identifier specified in the order. For values please refer to Section <a href="#">3.4</a>
10104	Price1	N	Price	Price of the first part of repo (to be filled only for repo orders)
103	OrdRejReason	C	Int	Reasons for order rejection. Indicated when <code>ExecType(150)=8</code> . For values please refer to Table <a href="#">26</a> . Possible values: <ul style="list-style-type: none"> <li>• 1</li> </ul>
1080	RefOrderId	N	String	Identifier for matching negotiated orders
1083	DisplayWhen	N	Char	Required for iceberg order. Possible value: <ul style="list-style-type: none"> <li>• 2</li> </ul>
1084	DisplayMethod	N	Char	Required for iceberg order. Possible value: <ul style="list-style-type: none"> <li>• 1 (iceberg)</li> </ul>
11	ClOrdId	R	String	Client ID of the command
1138	DisplayQty	N	Qty	Disclosed (visible) part of the order quantity. Required for iceberg orders: <ul style="list-style-type: none"> <li>• <math>0 &lt; \text{DisplayQty} &lt; \text{OrderQty}</math> (iceberg);</li> <li>• <code>DisplayQty</code> not defined (visible order)</li> </ul>
1139	ExchangeSpecialInstructions	C	String	The main liquidity pool identifier. For values please refer to Section <a href="#">3.4</a> . Filled when <code>ExecType[150]=0</code> or <code>F</code> , if it was indicated by the user at submission
150	ExecType	R	Char	Type of report. Possible values: <ul style="list-style-type: none"> <li>• 0 (adding);</li> <li>• 4 (cancellation);</li> <li>• 8 (rejection of invalid order);</li> <li>• <code>F</code> (trade)</li> </ul>
151	LeavesQty	R	Qty	Unfulfilled quantity of order
198	SecondaryOrderId	N	String	Order ID at liquidity pool. If filled, the report refers to the amount, routed to a liquidity pool. Otherwise, the report refers to the client order

Protocol specifications

Tag	Field	✓	Type	Description
20113	IgnoreDynLimits	N	Char	Ignore dynamic limits. Possible values: <ul style="list-style-type: none"> <li>• N (no);</li> <li>• Y (yes)</li> </ul>
30	LastMkt	N	Exchange	Liquidity pool identifier of last trade. For values please refer to Section <a href="#">3.4</a>
31	LastPx	R	Price	Price of last trade. Filled when ExecType[150]=F
32	LastQty	R	Qty	Quantity of last trade in lots. Filled when ExecType[150]=F
37	OrderId	N	String	Order ID assigned by the trading system
378	ExecRestatementReason	C	Int	The reason for cancellation of order. Indicated when ExecType (150) =4. Possible values: <ul style="list-style-type: none"> <li>• 100 (canceled on client's OrderCancelRequest [F]);</li> <li>• 101 (canceled on client's OrderMassCancelRequest [q]);</li> <li>• 102 (canceled on broker's OrderCancelRequest [F]);</li> <li>• 104 (canceled on broker's OrderMassCancelRequest [q]);</li> <li>• 105 (canceled on logout/disconnection);</li> <li>• 106 (canceled on expiration);</li> <li>• 108 (canceled by trading system operator);</li> <li>• 109 (IoC remainder cancel);</li> <li>• 110 (canceled to prevent a cross trade);</li> <li>• 111 (canceled to prevent a crossed book);</li> <li>• 112 (canceled on counterparty's DontKnowTrade [Q]);</li> <li>• 114 (negotiated trade);</li> <li>• 115 (canceled on rejection by liquidity pool);</li> <li>• 116 (canceled on expiration of order at liquidity pool)</li> </ul>
38	OrderQty	R	Qty	Quantity of order in lots
388	DiscretionInst	N	Char	Required for a hidden order with dynamic price. Possible values: <ul style="list-style-type: none"> <li>• 0</li> </ul>
39	OrdStatus	R	Char	Status of order. Possible values: <ul style="list-style-type: none"> <li>• 0 (active);</li> <li>• 1 (partially executed);</li> <li>• 2 (executed);</li> <li>• 4 (canceled);</li> <li>• 8 (rejected)</li> </ul>

Protocol specifications

Tag	Field	✓	Type	Description
40	OrdType	C	Char	Type of order. Not present when ExecType[150]=4. Possible values: <ul style="list-style-type: none"> <li>• 1 (market);</li> <li>• 2 (limit);</li> <li>• n (negotiated);</li> <li>• o (expanded liquidity pool)</li> </ul>
41	OrigClOrdId	N	String	Client ID of order to cancel
44	Price	C	Price	Lot price
453	<a href="#">Component Parties</a>	R		
48	SecurityId	R	String	Numeric ID of the trading instrument
529	OrderRestrictions	N	MultipleCharValue	Restrictions associated with order. Possible value: <ul style="list-style-type: none"> <li>• 5 (acting as market maker)</li> </ul>
54	Side	R	Char	Side of order. Possible values: <ul style="list-style-type: none"> <li>• 1 (buy);</li> <li>• 2 (sell)</li> </ul>
58	Text	N	String	Comment by client
59	TimeInForce	C	Char	Period the order remains in effect. Not present when ExecType[150]=4. Possible values: <ul style="list-style-type: none"> <li>• 0 (during the trading session);</li> <li>• 2 (opening auction);</li> <li>• 3 (immediate or cancel, IOC);</li> <li>• 4 (fill or kill, FOK);</li> <li>• 7 (closing auction);</li> <li>• x (during the extended trading session)</li> </ul>
60	TransactTime	R	UTCTimestamp	Date and time of report generation
841	DiscretionMoveType	N	Int	Required for a hidden order with dynamic price. Possible values: <ul style="list-style-type: none"> <li>• 0</li> </ul>
843	DiscretionLimitType	N	Int	Required for a hidden order with dynamic price. Possible values: <ul style="list-style-type: none"> <li>• 2</li> </ul>
880	TrdMatchId	R	String	Trade ID assigned by liquidity pool. Filled when ExecType[150]=F
9303	RoutingInstruction	N	String	Routing algorithm ID

#### 4.2.2.2. Rejection OrderCancelRequest [F] report

If the requested order cannot be canceled or the cancellation request `OrderCancelRequest [F]` contains invalid parameters, the trading system will reject the request and send `OrderCancelReject [9]` to the client.

Table 22. Format of message `OrderCancelReject [9]`

Tag	Field	✓	Type	Description
	<a href="#">Header</a>	R		Standard header
37	OrderId	R	String	Order ID assigned by the trading system
41	OrigClOrdId	N	String	Client ID of order to cancel
11	ClOrdId	R	String	Client ID of the command to cancel order
60	TransactTime	R	UTCTimestamp	Date and time of report generation
102	CxlRejReason	R	Int	The reason for rejection of cancellation request. For values please refer to Table <a href="#">26</a> . Possible values: <ul style="list-style-type: none"> <li>• 1</li> </ul>
40	OrdType	R	Char	Type of order. Not present when <code>ExecType[150]=4</code> . Possible values: <ul style="list-style-type: none"> <li>• 1 (market);</li> <li>• 2 (limit);</li> <li>• n (negotiated);</li> <li>• o (expanded liquidity pool)</li> </ul>
39	OrdStatus	R	Char	Request status. Possible values: <ul style="list-style-type: none"> <li>• 8 (rejected)</li> </ul>
100	ExDestination	R	Exchange	Liquidity pool ID specified in the order. For values please refer to section <a href="#">3.4</a>
48	SecurityId	R	String	Numeric ID of the trading instrument
54	Side	R	Char	Side. Possible values: <ul style="list-style-type: none"> <li>• 1 (buy);</li> <li>• 2 (sell)</li> </ul>
1	Account	R	String	Trading and clearing account
	<a href="#">Component Parties</a>	R		
30	LastMkt	C	Exchange	Exchange of last trade. For values please refer to section <a href="#">3.4</a>

#### 4.2.2.3. Order mass cancellation report

In response to `OrderMassCancelRequest [q]` the system returns the report on massive cancellation `OrderMassCancelReport [r]`. If some orders were canceled on request, the report `OrderMassCancelReport [r]` will be preceded by individual reports on cancellation of each order `ExecutionReport [8]` with `ExecType [150]=4` and `OrdStatus [39]=4`.

Table 23. Format of message `OrderMassCancelReport [r]`

Tag	Field	✓	Type	Description
	<a href="#">Header</a>	R		Standard header
11	ClOrdId	R	String	Client ID of the command to cancel order
1369	MassActionReportId	R	String	Operation number
530	MassCancelRequestType	R	Char	Type of cancellation. Possible values: <ul style="list-style-type: none"> <li>• 1 (for the instrument);</li> <li>• 7 (all orders)</li> </ul>
531	MassCancelResponse	R	Char	Status of command processing. Possible values: <ul style="list-style-type: none"> <li>• 0 (request rejected);</li> <li>• 1 (orders of the specified instrument canceled);</li> <li>• 7 (all orders canceled)</li> </ul>
533	TotalAffectedOrders	N	Int	Number of canceled orders
60	TransactTime	R	UTCTimestamp	Date and time of report generation
100	ExDestination	N	Exchange	Liquidity pool ID specified in the order. For values please refer to section <a href="#">3.4</a>
48	SecurityId	N	String	Numeric ID of the trading instrument
1	Account	N	String	Trading and clearing account
	<a href="#">Component Parties</a>	N		

#### 4.2.2.4. Order rejection report

A client order with an invalid combination of required fields will be rejected with `BusinessMessageReject [j]`.

Table 24. Format of message `BusinessMessageReject [j]`

Tag	Field	✓	Type	Description
	<a href="#">Header</a>	R		Standard header
45	RefSeqNum	R	SeqNum	Number of rejected message
372	RefMsgType	R	String	Type of rejected message
380	BusinessRejectReason	R	Int	Error code. Possible values: <ul style="list-style-type: none"> <li>• 5 (conditionally required field missing);</li> <li>• 100 (undefined tag);</li> <li>• 6000 (both account and parties filled)</li> </ul>
371	RefTagId	N	Int	Tag causing the error
58	Text	N	String	Error text

### 4.2.2.5. Negotiated order report

The system will send the report `MarketDataIncrementalRefresh[X]` to the counterparty at submission, execution, or cancellation of a negotiated order and at rejection order by the counterparty. The report contains one entry of the component `MDEntry` specifying the order parameters.

The `MDUpdateAction` value indicates the event: 0 at submission of a new negotiated order and 2 at execution or cancellation of negotiated order.

Table 25. Format of message `MarketDataIncrementalRefresh[X]`

Tag	Field	✓	Type	Description
	<a href="#">Header</a>	R		Standard header
	<a href="#">Component MDInc</a>	R		
	<a href="#">Component Parties</a>	R		

# Appendix A. Error codes

Table 26. Error codes list

Code	Description
0	Ok
5	Missed tag.
100	Filled excess tag.
999	Internal error.
1000	Incorrect login.
1001	Incorrect instrument.
1002	Incorrect client ID.
1003	Invalid member_id.
1004	Invalid account.
1005	Incorrect client group.
1006	Incorrect exchange.
1007	Instrument not traded.
1008	Invalid routing options.
1100	Invalid order direction.
1101	Incorrect price.
1102	Incorrect price_extra.
1103	Incorrect amount.
1104	Incorrect amount_extra.
1105	Invalid order type.
1106	Invalid time_in_force.
1107	Invalid passive_only.
1108	Invalid auto_cancel.
1109	Invalid flags.
1110	Invalid mode.
1111	Incorrect clorder_id.
1112	Incorrect orig_clorder_id.
1113	Invalid prime_exchange.
1114	Invalid date_expire.
1115	Invalid comment.
1116	Invalid level.

## Error codes

Code	Description
1117	Invalid trade_mode.
1200	Invalid segment.
1201	Incorrect extra1.
1202	Incorrect OTC code for negotiated trade initiator.
1203	Incorrect OTC code for counter party.
1204	Invalid order_type for this instrument.
1205	Order_type not supported by exchange.
1206	Invalid order_type for Client ID.
1207	Incorrect price for this order_type.
1208	Incorrect amount_extra for this order_type.
1209	Invalid time_in_force for this order_type.
1210	Invalid flags for this order_type.
1211	Invalid instrument for replacement mode.
1212	Invalid member_id for replacement mode.
1213	Invalid client_id for replacement mode.
1214	Invalid account for replacement mode.
1215	Invalid parameters of rejected counter order.
1216	Invalid replacement parameters.
1217	Invalid time_in_force for this instrument.
1218	Invalid replacement mode for this login.
1219	Invalid flags for this instrument.
1300	Both orig_clorder_id and order_id filled.
1301	Duplicate clorder_id.
1302	Price exceeds limits.
1303	Order type not supported for this client ID.
1304	Order type not supported by exchange.
1305	Invalid prime_exchange for this instrument.
1306	Liquidity pool unavailable for client ID.
1307	Invalid order_type for this instrument.
1308	User has no permissions to cancel orders of account specified.
1309	User has no permissions to replace orders of account specified.
1310	User has no permissions to reject this order.



## Error codes

Code	Description
1311	Order currently being replaced.
1312	Order sent before system crash, but received after recovery.
1313	Limitation not available for this instrument.
1314	User has no permissions to use this mode.
1315	This exchange is prohibited for clearing member.
1316	This exchange is prohibited for trade member.
1317	Order submission via the login is blocked.
1318	Order submission via the login is blocked for the client code.
1319	Order submission via the login is blocked for the TCA.
1400	Instrument not available for market maker.
1401	No permissions to trade this instrument.
1402	No permissions to indicate 'No matching another market maker's orders'.
1403	Client has no permissions to trade with using this account.
1404	Liquidity pool not available for this smart order router.
1405	No permissions to trade this instrument category.
1500	Trade engine IDs (te_id) do not match.
1501	Incorrect te_id.
1502	Request received during the limited margin update.
1700	User has no permission for limited margin service.
1701	Client has no permissions for limited margin service.
1702	Client group has no permissions for limited margin service.
1703	Account has no permissions for limited margin service.
1704	Main account has no permissions for limited margin service.
1710	Invalid parameters for limited margin of client.
1711	Invalid parameters for limited margin of client group.
1712	Invalid parameters for limited margin of account.
1713	Invalid parameters for limited margin of main account.
1714	Request for limited margin update for client received when the previous request still processing.
1715	Request for limited margin update for client group received when the previous request still processing.
1716	Request for limited margin update for TCA received when the previous request still processing.
1717	Request for limited margin update for principal TCA received when the previous request still processing.
1720	Incorrect limit for limited margin.

Error codes

Code	Description
1721	Incorrect instrument limit for limited margin.
1722	Incorrect order limit for limited margin.
1723	Incorrect extra limit for limited margin.
1750	Insufficient limit for limited margin of client.
1751	Insufficient instrument limit for limited margin of client.
1752	Insufficient order limit for limited margin of client.
1753	Insufficient extra limit for limited margin of client.
1754	Insufficient limit for limited margin of client group.
1755	Insufficient instrument limit for limited margin of client group.
1756	Insufficient order limit for limited margin of client group.
1757	Insufficient extra limit for limited margin of client group.
1758	Insufficient limit for limited margin of account.
1759	Insufficient instrument limit for limited margin of account.
1760	Insufficient order limit for limited margin of account.
1761	Insufficient extra limit for limited margin of account.
1762	Insufficient limit for limited margin of main account.
1763	Insufficient instrument limit for limited margin of main account.
1764	Insufficient order limit for limited margin of main account.
1765	Insufficient extra limit for limited margin of main account.
1766	The client has active orders of limited margin.
1767	The client group has active orders of limited margin.
1768	The TCA has active orders of limited margin.
1769	The principal TCA has active orders of limited margin.
1770	Limited margin suspended for client.
1771	Limited margin suspended for client group.
1772	Limited margin suspended for account.
1773	Limited margin suspended for main clearing account.
1780	Invalid liquidity pool for limited margin service.
1800	Incorrect yield type specified.
1801	Incorrect yield conversion direction specified.
1980	Invalid stages in info field.
2100	Account does not belong to member_id.

Error codes

Code	Description
2200	No permissions to submit trading instructions.
2201	Client group level prohibition is set.
2202	Trade member level prohibition is set.
2203	Clearing member prohibition is set.
2204	Trade administrator level prohibition is set.
2300	No permissions to place an unsecured order.
2400	No permissions to cancel order.
2600	No permissions to set limit for clearing account.
2601	No permissions to set limits for client ID.
2602	No permissions to set limits for client group.
2603	Invalid type.
2604	Invalid value.
2605	Ambiguous type.
2700	Client ID has insufficient funds.
2701	Client ID has insufficient assets.
2702	Client group has insufficient funds.
2703	Client group has insufficient assets.
2704	Account has insufficient funds.
2705	Account has insufficient assets.
2706	Main clearing account has insufficient funds.
2707	Main clearing account has insufficient assets.
2708	Clearing member has insufficient funds.
2709	Insufficient blocked assets.
3000	Market or IOC order expired after no trades.
3001	Order canceled after no trades, to avoid a cross trade.
3002	Order canceled after no trades, to avoid a crossed book.
3003	Client order not found.
3004	Instrument trading suspended.
3005	У логина нет прав торговать данным инструментом в текущий период.
3100	TCA of maker and that of taker have no conversion bank indicator.
3911	Incorrect te_id.
4000	ECN not available or no liquidity pool available.

Error codes

Code	Description
4001	The specified liquidity pool not available.
4002	Order forcedly routed to a liquidity pool after rejected by risk management at the trading system.
4003	Client ID not registered at all the available liquidity pools.
4004	Client ID not registered at the trading system.
4005	Client ID not registered at liquidity pool.
4006	Order cannot be routed to any liquidity pool.
4100	Order pending cancel.
4200	Invalid client for TCA registered at liquidity pool.
4201	Invalid TCA for liquidity pool.
5000	Invalid application message type.
5001	Invalid routing_dest.
5002	Invalid message type for this login.
5003	Login has no permissions to submit such instruction.
5200	User already logged in.
5201	Discovery service settings timeout.
5202	Incorrect heartbeat_ms.
5203	Incorrect user ID / password.
5204	Incorrect message sequence number.
5205	Invalid session message type.
5206	User not logged in.
5207	Another resend request processing in progress.
5208	Incorrect range limit.
5209	Invalid reset_seq.
5210	Requested messages range excess.
5211	Invalid session message size.
5212	Disconnected by the operator.
5300	Invalid topic.
5301	Snapshot with updates has already been requested.
5302	Snapshot with updates has not been requested.
5303	Requested data not available.
5304	Another request processing in progress.
5400	Reset_seq indicated, but seqnums cannot be reset.

## Error codes

Code	Description
5401	Number of messages exceeded limit.
5601	Both account and parties filled.
7000	Order canceled before sending to ASTS.
7001	Order canceled as no answer received.
13300	Ошибка в уникальном идентификаторе запроса REQUEST_NO
13301	Неправильный отправитель
13302	Депозитарный субсчет %г или клиринговый счет %s не найден
13303	Несоответствие полей корпоративного события
13304	Налоговое раскрытие по счетам %l не совпадает с контрольной суммой
13305	Неправильный код УТ
13306	Несовпадение контрольных остатков
13307	Истекло время приёма раскрытия
13308	Маркировка уже произведена
13309	Повторяющийся блок CLIENT с %с
13310	Нельзя подавать налоговое раскрытие по неспецдеп. счетам другого участника
13311	Не найден клиент
13312	По счету не предоставлено налоговое раскрытие
13313	Неправильный тип заявки.
13314	Номер заявки не совпадает.
13315	Брокер не найден.
13316	Клиент уже удалён ранее.
13317	Неправильный тип клиента.
13318	Отсутствует налоговый номер.
13319	Отсутствует страна.
13320	Неизвестная страна.
13321	Отсутствует основной адрес.
13322	Отсутствует город в основном адресе.
13323	Отсутствует страна в основном адресе.
13324	Неизвестная страна в основном адресе.
13325	Отсутствует почтовый адрес.
13326	Отсутствует город в почтовом адресе.
13327	Отсутствует страна в почтовом адресе.

## Error codes

Code	Description
13328	Неизвестная страна в почтовом адресе.
13329	Отсутствует имя (first name) на английском.
13330	Отсутствует фамилия (second name) на английском.
13331	Отсутствует имя (first name) на русском.
13332	Отсутствует фамилия (second name) на русском.
13333	Отсутствует название на английском.
13334	Отсутствует GIIN.
13335	Отсутствует статус Chapter 3.
13336	Неправильный статус Chapter 3.
13337	Отсутствует статус Chapter 3 Imy.
13338	Неправильный статус Chapter 3 Imy.
13339	Отсутствует статус Chapter 4.
13340	Неправильный статус Chapter 4.
13341	Отсутствует LOB.
13342	Неправильный LOB.
13343	Отсутствует уточнение для LOB=OTHER.
13344	Отсутствует налоговая ставка.
13345	Неправильная налоговая ставка.
13346	Отсутствует признак отправки отчета 1042-S через брокера.
13347	Несколько посредников имеют одинаковый level.
13348	Отсутствует название посредника на английском.
13349	Отсутствует GIIN у посредника.
13350	Отсутствует статус Chapter 3 у посредника.
13351	Неправильный статус Chapter 3 у посредника.
13352	Отсутствует статус Chapter 3 Imy у посредника.
13353	Неправильный статус Chapter 3 Imy у посредника.
13354	Отсутствует статус Chapter 4 у посредника.
13355	Неправильный статус Chapter 4 у посредника.
13356	Отсутствует LOB у посредника.
13357	Неправильный LOB у посредника.
13358	Отсутствует уточнение для LOB=OTHER у посредника.
13359	Отсутствует страна у посредника.

Error codes

Code	Description
13360	Неизвестная страна у посредника.
13361	Не допускается указание значения N в поле NotificationViaBroker.
13362	Необходимо корректно подписать анкету.
13363	Невалидные данные клиента.
13365	Отсутствуют данные о файле W8.
13366	У клиента истекает срок действия анкеты, анкету необходимо обновить.
13367	У клиента истёк срок действия анкеты.
13368	Клиент удален из учета, используется только для архивных данных.
13369	Анкета %s распознана и принята.
13370	Анкета %s заполнена с ошибками, необходимо направить исправленную анкету.
13371	Анкета %s не совпадает с заявлением.
13372	Файл анкеты %s не найден.
13373	Анкета %s проверена вручную.
13374	Файл %s неизвестного формата.
13375	Отсутствует основной адрес, но почтовый указан как SameAs.
13376	Отсутствует город в основном адресе у посредника.
13377	Отсутствует страна в основном адресе у посредника.
13378	Неизвестная страна в основном адресе у посредника.
13379	У посредника отсутствует основной адрес, но почтовый указан как SameAs.
13380	Отсутствует город в почтовом адресе у посредника.
13381	Отсутствует страна в почтовом адресе у посредника.
13382	Неизвестная страна в почтовом адресе у посредника.
13383	Не указаны реквизиты посредника
13384	Не допускается одновременное указание элементов IntermediaryIdentification и IntermediaryLegal у посредника
13385	Неправильный брокер в IntermediaryIdentification
13386	Клиент не найден по IntermediaryIdentification
13387	Клиент, найденный по IntermediaryIdentification, имеет тип PERSON
13388	Для клиента не допускается упрощенная идентификация
13389	Более одного юридического лица найдено по заданным параметрам %s
13390	Для юрлица с ИНН %s ошибка: список GIIN пересекается со списком GIIN другого юрлица, при этом ИНН этих юрлиц не совпадают

## Error codes

Code	Description
13391	Для юрлица с ИНН %s ошибка: ИНН совпадает с ИНН другого юрлица, а списки GIIN этих юрлиц не пересекаются
13392	Список клиентских кодов не соответствует данному клиенту %s
13393	Файл %s успешно найден
13394	В данных клиента не заполнен или некорректно заполнен адрес.
13395	В данных клиента не заполнен или некорректно заполнен почтовый адрес.
13396	В данных клиента не заполнен или некорректно заполнен документ физ.лица.
13397	В данных клиента не заполнен или некорректно заполнен FATCA-статус.
13398	В данных клиента не заполнено или некорректно заполнено имя или наименование кириллицей.
13399	В данных клиента не заполнено или некорректно заполнено имя или наименование латиницей.
13400	В данных клиента не заполнен или некорректно заполнен налоговый номер.
13401	В данных клиента не заполнена или некорректно заполнена дата рождения физ.лица.
13402	В данных клиента не заполнена или некорректно заполнена подпись в анкете.
13403	Необходимо прислать анкету W8BEN.
13404	В данных клиента CLIENT повторяются счета ASSET account %a clearAccount %c
13405	В пачке сообщений найдено более одной анкеты для одного и того же клиента
13406	Повторяющиеся остатки
13407	Поле request_no ссылается не на request типа payment, а на другой тип request-a
13408	Необходимо указать корректную страну налогового резидентства
13409	Неизвестный код страны ОКСМ %с
13410	При раскрытии данных о произведенном платеже поле applied_rax_rate обязательное
13411	Участник с ContraBrokerCode %code не найден
13412	Неверный тип отчета %r. Ожидается %s.
13413	Код участника в запросе %r и в отчете не совпадают %s.
13414	Счет passiveAccount не найден для комбинации параметров codeRts = %r, depoAccount = %s, clearAccount = %t
13415	Не допускается раскрытие по пулам для данного корпсобытия
13416	Налоговое раскрытие по счету %r, остаток в total = %s, не совпадает с выпиской депозитария - остаток в depoAsset = %t
13417	Не указан почтовый индекс в основном адресе
13418	Не указан почтовый индекс в почтовом адресе

Also you can get errors come in range —11000-11999. These are the error codes returned by the trading system of the Moscow stock exchange (ASTS). To get the ASTS error id , you need to subtract 11000 from the internal error id. The description of these errors, a client can get from the ASTS documentation.



## Appendix B. Revision History

### Version 1.4.3 15 December 2014

Requirement to specify primary stock exchange in the order corrected.

### Version 1.4.2 28 November 2014

Errors 9103, 9205, 9300, 9400, 9401, 9402, 9500, 9600, and 9601 added to error codes table.

### Version 1.4.1 21 November 2014

1. Sections "Mode of negotiated repo transactions" and "Closing auction" added to section "Trade modes."
2. New order types added.
3. New error codes added.
4. Necessity of fields OrdType and ExchangeSpecialInstructions for message ExecutionReport corrected.
5. Field BusinessRejectReason in message BusinessMessageReject corrected.
6. Field ExecRestatementReason in message ExecutionReport corrected.

### Version 1.3.0 29 October 2014

1. New field Price1 added and description of field Price changed in messages NewOrderSingle and ExecutionReport.
2. Field DiscretionPrice added to ExecutionReport.

### Version 1.2.3 16 October 2014

Necessity of field OrderQty for message ExecutionReport corrected.

### Version 1.2.2 10 October 2014

1. Field ExchangeSpecialInstructions added to messages NewOrderSingle and ExecutionReport.
2. Section on order routing added.
3. Field OrdType for negotiated order corrected.
4. New values of field BusinessRejectReason in message BusinessMessageReject corrected.
5. Field ExecRestatementReason in message ExecutionReport corrected.

### Version 1.2.1 2 October 2014

New values of field TimeInForce added.

### Version 1.1.0 9 June 2014

Functionality of canceling active orders on Moscow Stock Exchange by request MassCancel not available in this version.

### Version 1.0 6 June 2014

Functionality of automatic order canceling in case of disconnection is not available in this version.

### Version 0.3 June 2, 2014

Fields RefOrderID[1080] and ExecInst[18] added to message format NewOrderSingle[D] and ExecutionReport[8].

### Version 0.2 May 8, 2014

Negotiated trading support added.